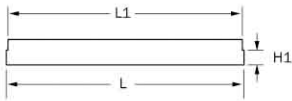


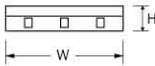


FLUORESCENT MIRROR

MODERN DESIGN CUSTOM MADE LUMINAIRE STRIP LIGHTING LUMINAIRE



FRONT VIEW



SIDE VIEW

Features:


- A special strip lighting, able to continue up or joined in continuous rows.
- Strong sheet steel housing that is stove enameled inside and outside.
- Housing are treated with epoxy powder coated to give a smooth and attractive finishing.
- Easy installation with superior speed mounting system without using any specialize tool.
- Housing are made with 0,5mm high quality cold rolled sheet and treated with epoxy powder coated to give a smooth and attractive finishing.
- **GEAR OPTIONAL:**
Fitting can be supplied with:
 - (a) 6WLL - Extra Low Loss Ballast
 - (b) EB - Electronic Ballast
 - (c) DEB - Dimmable Electronic Ballast
 - (d) PP - Emergency Power Pack

FLUORESCENT LAMP LUMINAIRES



PLML 340CT/6WLL

MODEL	LAMP TYPE & RATING	LAMP HOLDER	DIMENSION (MM)			
			L	H	H1	W
PLML 240CT/R/6WLL	T8 2X36W	G13	1218	94	55	604
PLML 340CT/R/6WLL	T8 3X36W	G13	1218	94	55	604




FRONT VIEW



SIDE VIEW

FLUORESCENT LAMP SLIM LUMINAIRES



Junction (Joining) Point Of Fitting

MODEL	LAMP TYPE & RATING	LAMP HOLDER	DIMENSION (MM)				
			L	L1	L2	W	H
PLML 240/SCT/SF/6WLL/MLF	T8 2X36W	G13	1443	1223	220	150	55
PLML 258/249/SCT/SF/EB/MLF	T5 2X49W	G5	1873	1473	400	150	55