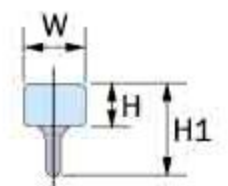
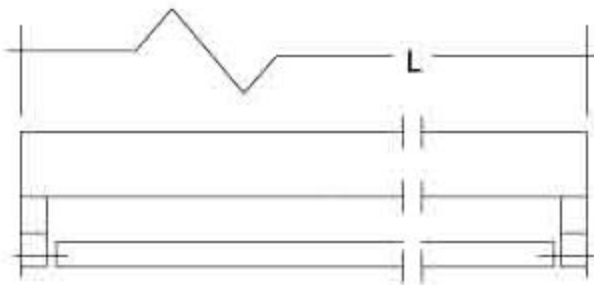
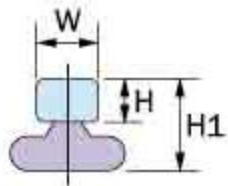
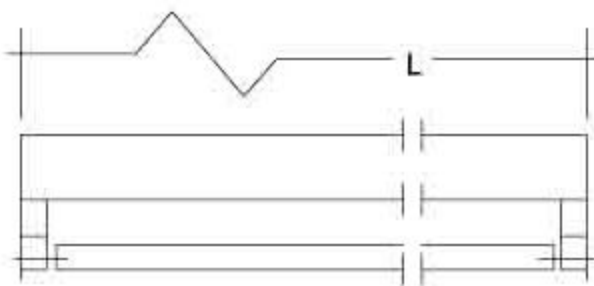




FLUORESCENT BATTEN FITTING



Features:

- Basic Fluorescent (Batten) fitting.
- Easy installation with superior mounting system without using any specialized tool.
- Housing are made of 0.5mm high quality cold rolled sheet and treated with epoxy powder coated to give a smooth and attractive finishing.
- Easily customized for specialized application by adding angle/U shape, metal/mirror reflector.
- Fitting can be supplied with emergency power pack (PP), electronic ballast (EB) or extra low loss magnetic ballast (6WLL).

Application:

- School
- Condominium
- Warehouse
- Walkway
- Car Park
- Other general fitting



Emergency Power Pack

Standard Complied:

- MS IEC 60598-2-1 : 1997
- MS IEC 60598-1 : 1997

MODEL	LAMPS TYPE & RATING	DIMENSION				UNCORRECTED POWER FACTOR
		L	W	H	H1	
PCO 1F	T8 1 X 10W	364	54	36	73	0.35
PCO 2F/6WLL	T8 1 X 18W	612	54	36	73	0.29
PCO 3F	T8 1 X 30W	917	54	36	73	0.30
PCO 4F/6WLL	T8 1 X 36W	1220	54	36	73	0.40
PCO 22F/6WLL	T8 2 X 18W	612	54	36	73	0.27
PCO 24F/6WLL	T8 2 X 36W	1220	54	36	73	0.43